


ELEMENT 18/220-240/350 D CS L (NEW)

ELEMENT Non SELV | Linear / Area Constant Current – Non dimmable



Product family features

- Line frequency: 50 Hz | 60 Hz
- Supply voltage: 220...240 V
- Lifetime: up to 50,000 h (temperature at T_c max. = -10 °C, max 10% failure rate)
- Non-isolated drivers

Product family benefits

- Flexible current setting (DIPswitch – 4 currents)
- Small housing for flexible luminaire designs
- High efficiency (up to 94%)
- Enhanced safety due to overload, overtemperature, short-circuit protection

Areas of application

- Linear lighting for office, school and public areas
- Suitable for luminaires of protection class I

Technical data

Electrical data

Nominal input voltage	220...240 V
Nominal output current	200 mA / 250 mA / 300 mA / 350 mA ¹⁾
Nominal output power	5...18 W
Nominal output voltage	25...54 V
Maximum output power	18 W
Mains frequency	50/60 Hz
Input voltage AC	198...264 V
Input voltage DC	not relevant
Default output current	350 mA
Device power loss	2.4 W ²⁾
Efficiency in full-load	88 % ³⁾
Inrush current	8.6 A ⁴⁾
Max. ECG no. on circuit breaker 10 A (B)	40
Max. ECG no. on circuit breaker 16 A (B)	70
Max. ECG no. on circuit breaker 25 A (B)	not relevant
Output current tolerance	±7.5 %
Output PSTLM	≤1
Output ripple current (100 Hz)	< 30 %
Output SVM	≤1.2
Power factor λ	0.95 ⁵⁾
Surge capability (L-N)	1 kV
Surge capability (L/N-Ground)	2 kV
Total harmonic distortion	< 20 %
U-OUT (working voltage)	< 250 V
Current set	DipSwitch

1) ±5%

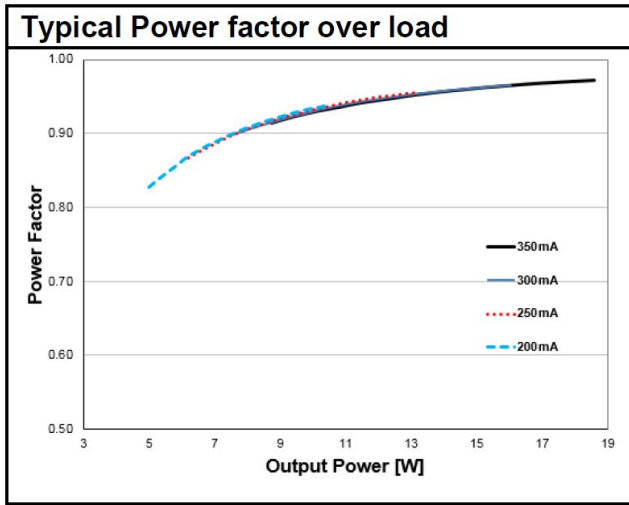
2) At 230 V, Input power 20.9 W max.

3) at 230 V, 50 Hz

4) $t_{width} = 126 \mu s$ typical (measured at 50 % I_{peak})

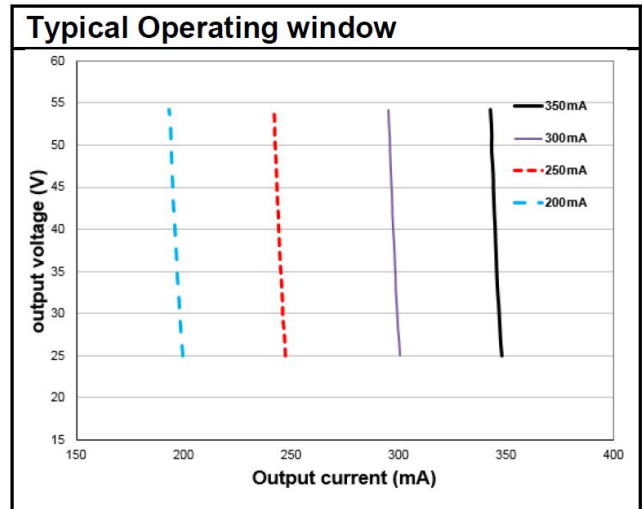
5) Full load at 230 V / 50 Hz

Typical Power Factor v Load



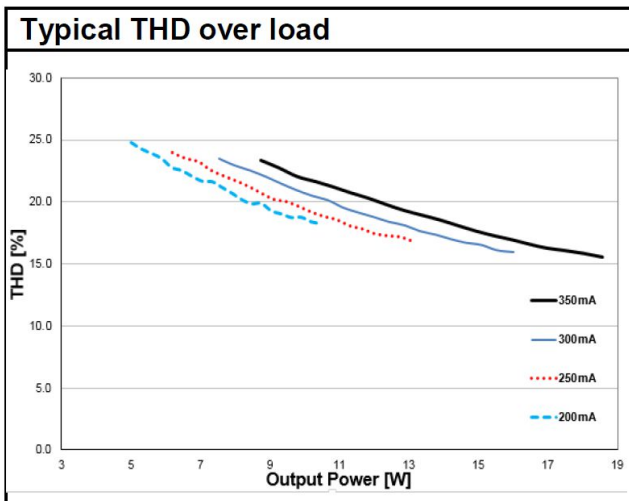
ELEMENT 18/220-240/350 D CS L Typical Power Factor vs. Load

Operating Window



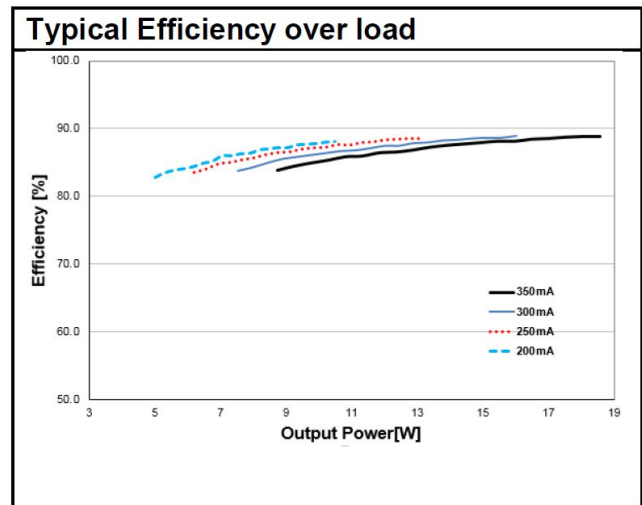
ELEMENT 18/220-240/350 D CS L Operating Window

Typical THD v Load



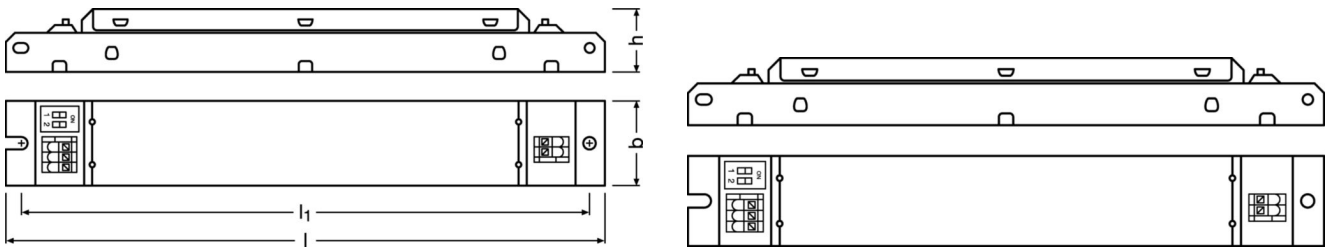
ELEMENT 18/220-240/350 D CS L Typical THD Vs Load

Typical Efficiency v Load 230 V 50 Hz



ELEMENT 18/220-240/350 D CS L Typical Efficiency vs. Load (230 V / 50 Hz)

Dimensions & weight



Length	210.0 mm
Height	21.0 mm
Width	30.0 mm
Product weight	102.00 g
Cable cross-section, input side	0.5...1.5 mm ² / 0.75...1.5 mm ² ¹⁾
Cable cross-section, output side	0.5...1.5 mm ² / 0.75...1.5 mm ² ¹⁾
Wire preparation length, input side	8.5...9.5 mm
Wire preparation length, output side	8.5...9.5 mm
Mounting hole spacing, length	200.0 mm

1) Solid or flexible leads

Colors & materials

Casing material	Metal
------------------------	-------

Temperatures & operating conditions

Ambient temperature range	-20...+50 °C
Max.housing temperature in case of fault	110 °C
Maximum temperature at tc test point	75 °C
Permitted rel. humidity during operation	5...85 % ¹⁾
Temperature range at storage	-25...85 °C

1) Non-condensing

Expected Lifetime

Product name				
ELEMENT 18/220-240/350 D CS L	ECG ambient temperature [ta]			
	Temperature at tc-point [°C]	75		
	Lifetime [h]			

Lifespan

ECG lifetime	35000 h / 50000 h ¹⁾
---------------------	---------------------------------

1) At maximum $T_c = 75^\circ\text{C}$ / 10% failure rate / At $T_c = 65^\circ\text{C}$ / 10% failure rate

Capabilities

Dimmable	No
Max. cable length to lamp/LED module	2.0 m ¹⁾
Overload protection	Automatic reversible
Overheating protection	Automatic reversible
Suitable for fixtures with prot. class	I
Type of connection, input side	Push terminal
Type of connection, output side	Push terminal
Constant lumen function	No
Intended for no-load operation	No
No-load proof	Yes
Number of channels	1
Programming interface	Dipswitch
Short-circuit protection	Automatic reversible

1) Output wires must be routed as close as possible to each other

Programming

Programming device	DIPswitch
--------------------	-----------

Certificates & standards

Type of protection	IP20
Approval marks – approval	CE / ENEC 05 / EAC / CCC / BIS / RCM
Standards	Acc. to IEC 61347-1 / Acc. to IEC 61347-2-13 / Acc. to IEC 62384 / Acc. to IEC 61000-3-2 / Acc. to IEC 61000-3-3 / Acc. to IEC 61547

Logistical data

Commodity code	85044083900
----------------	-------------

Environmental information

Information according Art. 33 of EU Regulation (EC) 1907/2006 (REACH)	
Declaration No. in SCIP database	In work
Date of Declaration	17-06-2024
Primary Article Identifier	4052899553071
SCIP_STATUS	In work
SCIP_ID	

Ecodesign regulation information:

Intended for use with LED modules.

The forward voltage of the LED light source shall be within the defined operating window of the control gear in all operating conditions including dimming if applicable.

Separate control gear and light sources must be disposed of at certified disposal companies in accordance with Directive 2012/19/EU (WEEE) in the EU and with Waste Electrical and Electronic Equipment (WEEE) Regulations 2013 in the UK. For this purpose, collection points for recycling centres and take-back systems (CRSO) are available from retailers or private disposal companies, which accept separate control gear and light sources free of charge. In this way, raw materials are conserved and materials are recycled.

Download Data

File		
Mandatory Publications	PDF	▶ELEMENT D CS L UK DoC 4297440 02 140923
Mandatory Publications	PDF	▶ELEMENT D CS L CE 3650284 09 080823
User instruction	PDF	▶ELEMENT LED Power Supply

Logistical Data

Product code	Product description	Packaging unit (Pieces/Unit)	Dimensions (length x width x height)	Volume	Gross weight
4052899553071	ELEMENT 18/220-240/350 D CS L	Shipping carton box 20 Pieces	228 x 138 x 160 mm	5.03 dm ³	115.90 g

The mentioned product code describes the smallest quantity unit which can be ordered. One shipping unit can contain one or more single products. When placing an order, for the quantity please enter single or multiples of a shipping unit

Disclaimer

Subject to change without notice. Errors and omission excepted. Always make sure to use the most recent release.